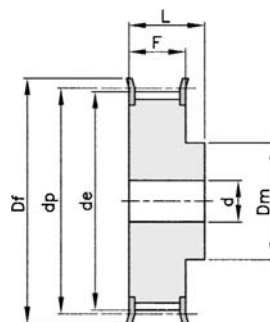


POLEAS DENTADAS SERIE "XH" - ISO 5294

XH 200

PASO 7/8" (22,22 mm)

Para un ancho de correa de 2" (50,8 mm)



2F

Material: Acero (St)

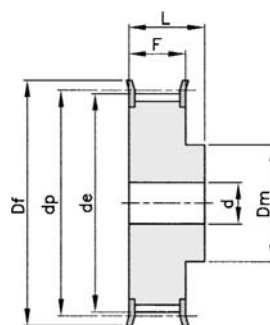
cod.	tipo	mat.	dient.	dp	de	Df	Dm	F	L	d	nºguías	Kg
18 XH 200	2F	St	18	127,34	124,55	138	100	65	80	24	401	6,00
19 XH 200	2F	St	19	134,41	131,62	146	100	65	80	24	402	6,60
20 XH 200	2F	St	20	141,49	138,69	154	100	65	80	24	403	7,30
21 XH 200	2F	St	21	148,56	145,77	160	110	65	80	24	404	8,73
22 XH 200	2F	St	22	155,64	152,84	168	110	65	80	24	405	9,55
24 XH 200	2F	St	24	169,79	166,99	183	120	65	80	24	406	11,47
25 XH 200	2F	St	25	176,86	174,07	188	120	65	80	24	407	12,46
26 XH 200	2F	St	26	183,93	181,14	198	120	65	80	24	409	13,47
27 XH 200	2F	St	27	191,01	188,22	200	120	65	80	24	410	14,42
28 XH 200	2F	St	28	198,09	195,29	211	120	65	80	24	411	15,44
30 XH 200	2F	St	30	212,23	209,44	226	120	65	80	24	412	17,69
32 XH 200	2F	St	32	226,38	223,59	240	120	65	80	24	414	19,95
34 XH 200	2F	St	34	240,53	237,74	256	120	65	80	24	415	22,75

POLEAS DENTADAS SERIE "XH" - ISO 5294

XH 300

PASO 7/8" (22,22 mm)

Para un ancho de correa de 3" (76,2 mm)



2F

Material: Acero (St)

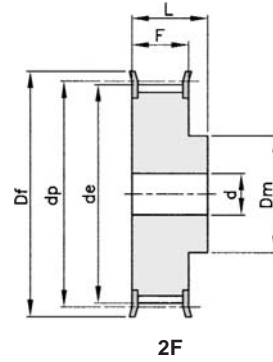
cod.	tipo	mat.	dient.	dp	de	Df	Dm	F	L	d	nºguías	Kg
18 XH 300	2F	St	18	127,34	124,55	138	100	92	110	28	401	8,90
19 XH 300	2F	St	19	134,41	131,62	146	100	92	110	28	402	9,20
20 XH 300	2F	St	20	141,49	138,69	154	100	92	110	28	403	10,61
21 XH 300	2F	St	21	148,56	145,77	160	110	92	110	28	404	11,87
22 XH 300	2F	St	22	155,64	152,84	168	110	92	110	28	405	13,08
24 XH 300	2F	St	24	169,79	166,99	183	120	92	110	28	406	15,77
25 XH 300	2F	St	25	176,86	174,07	188	120	92	110	28	407	17,13
26 XH 300	2F	St	26	183,93	181,14	198	120	92	110	28	409	18,55
27 XH 300	2F	St	27	191,01	188,22	200	120	92	110	28	410	19,90
28 XH 300	2F	St	28	198,09	195,29	211	150	92	110	28	411	22,27
30 XH 300	2F	St	30	212,23	209,44	226	150	92	110	28	412	25,39
32 XH 300	2F	St	32	226,38	223,59	240	150	92	110	28	414	28,73
34 XH 300	2F	St	34	240,53	237,74	256	150	92	110	28	415	34,20

POLEAS DENTADAS SERIE "XH" ISO 5294

XH 400

PASO 7/8" (22,22 mm)

Para un ancho de correa de 4" (101,6 mm)



Material: Acero (St)

cod.	tipo	mat.	dient.	dp	de	Df	Dm	F	L	d	nºguías	Kg
18 XH 400	2F	St	18	127,34	124,55	138	100	119	132	32	401	9,60
19 XH 400	2F	St	19	134,41	131,62	146	100	119	132	32	402	10,80
20 XH 400	2F	St	20	141,49	138,69	154	100	119	132	32	403	12,87
21 XH 400	2F	St	21	148,56	145,77	160	110	119	132	32	404	14,42
22 XH 400	2F	St	22	155,64	152,84	168	110	119	132	32	405	15,44
24 XH 400	2F	St	24	169,79	166,99	183	120	119	132	32	406	19,22
25 XH 400	2F	St	25	176,86	174,07	188	120	119	132	32	407	21,05
26 XH 400	2F	St	26	183,93	181,14	198	120	119	132	32	409	22,80
27 XH 400	2F	St	27	191,01	188,22	200	120	119	132	32	410	24,66
28 XH 400	2F	St	28	198,09	195,29	211	150	119	132	32	411	27,23
30 XH 400	2F	St	30	212,23	209,44	226	150	119	132	32	412	31,30
32 XH 400	2F	St	32	226,38	223,59	240	150	119	132	32	414	35,20
34 XH 400	2F	St	34	240,53	237,74	256	150	119	132	32	415	40,00